

Introductory sub-table (I)(a)

Name of the Company: GRATEX INDUSTRIES LIMITED

Scrip Code, Name of the scrip, class of security: 526751, GRATEXI, Equity

Quarter ended: 30th June, 2013

Partly paid-up shares:-	No. of partly paid-up shares	As a % of total no. of partly paid-up shares	As a % of total no. of shares of the company
Held by promoter/promoter group	0	0	0
Held by public	0	0	0
<b>Total - D</b>	<b>0</b>	<b>0</b>	<b>0</b>
Outstanding convertible securities:-	No. of outstanding securities	As a % of total no. of outstanding convertible securities	As a % of total no. of shares of the company, assuming full conversion of the convertible securities
Held by promoter/promoter group	0	0	0
Held by public	0	0	0
<b>Total - E</b>	<b>0</b>	<b>0</b>	<b>0</b>
Warrants:-	No. of warrants	As a % of total no. of warrants	As a % of total no. of shares of the company, assuming full conversion of warrants
Held by promoter/promoter group	0	0	0
Held by public	0	0	0
<b>Total - F</b>	<b>0</b>	<b>0</b>	<b>0</b>
<b>Total paid-up capital of the company, assuming full conversion of warrants and convertible securities (Grand Total (A+B+C)+ D+E+F )</b>	<b>3034800</b>	<b>0</b>	<b>0</b>

For Gratex Industries Limited

  
Karan Sharma  
Managing Director

Statement showing Shareholding Pattern								
			Table (I)(a)					
Name of the Company :		GRATEX INDUSTRIES LIMITED						
Scrip Code :		526751	Quarter Ended :		30.06.2013			
Category code (I)	Category of Shareholder (II)	Number of Shareholders (III)	Total number of shares (IV)	Number of shares held in dematerialized form (V)	Total shareholding as a percentage of total number of shares		Shares pledged or otherwise encumbered	
					As a percentage of (A+B) <sup>1</sup> (VI)	As a percentage of (A+B+C) (VII)	Number of Shares (VIII)	As a percentage (IX) = (VIII)/(IV)*100
(A)	<b>Shareholding of Promoter and Promoter Group (2)</b>							
<b>1</b>	<b>Indian</b>							
(a)	Individuals/ Hindu Undivided Family	0	0	0	0.00	0.00	0	0.00
(b)	Central Government/ State Government(s)	0	0	0	0.00	0.00	0	0.00
(c)	Bodies Corporate	0	0	0	0.00	0.00	0	0.00
(d)	Financial Institutions/ Banks	0	0	0	0.00	0.00	0	0.00
(e)	Any Others(Specify)	0	0	0	0.00	0.00	0	0.00
(e-i)	Directors Relatives	0	0	0	0.00	0.00	0	0.00
(e-ii)	Directors	8	1653318	1652318	54.48	54.48	0	0.00
	<b>Sub Total(A)(1)</b>	<b>8</b>	<b>1653318</b>	<b>1652318</b>	<b>54.48</b>	<b>54.48</b>	<b>0</b>	<b>0</b>
<b>2</b>	<b>Foreign</b>							
a	Individuals (Non-Residents Individuals/ Foreign Individuals)	0	0	0	0.0000	0.0000	0	0.00
b	Bodies Corporate	0	0	0	0.00	0.00	0	0.00
c	Institutions	0	0	0	0.00	0.00	0	0.00
d	Any Others(Specify)	0	0	0	0.00	0.00	0	0.00
	<b>Sub Total(A)(2)</b>	<b>0</b>	<b>0</b>	<b>0</b>	<b>0.00</b>	<b>0.00</b>	<b>0</b>	<b>0.00</b>
	<b>Total Shareholding of Promoter and Promoter Group (A)= (A)(1)+(A)(2)</b>	<b>8</b>	<b>1653318</b>	<b>1652318</b>	<b>54.48</b>	<b>54.48</b>	<b>0.00</b>	<b>0.00</b>

<b>(B)</b>	<b>Public shareholding</b>							
<b>1</b>	<b>Institutions</b>							
(a)	Mutual Funds/ UTI	0	0	0	0.0000	0.0000	0	0.00
(b)	Financial Institutions / Banks	0	0	0	0.0000	0.0000	0	0.00
(c)	Central Government/ State Government(s)	0	0	0	0.0000	0.0000	0	0.00
(d)	Venture Capital Funds	0	0	0	0.0000	0.0000	0	0.00
(e)	Insurance Companies	0	0	0	0.0000	0.0000	0	0.00
(f)	Foreign Institutional Investors	0	0	0	0.0000	0.0000	0	0.00
(g)	Foreign Venture Capital Investors	0	0	0	0.0000	0.0000	0	0.00
(h)	Any Other (specify)	0	0	0	0.0000	0.0000	0	0.00
	<b>Sub-Total (B)(1)</b>	<b>0</b>	<b>0</b>	<b>0</b>	<b>0</b>	<b>0</b>	<b>0</b>	<b>0</b>
<b>B 2</b>	<b>Non-institutions</b>							
(a)	Bodies Corporate	27	74420	55520	2.45	2.45	0	0.00
(b)	Individuals							
I	Individuals -i. Individual shareholders holding nominal share capital up to Rs 1 lakh	3829	997562	418962	32.87	32.87	0	0.00
II	ii. Individual shareholders holding nominal share capital in excess of Rs. 1 lakh.	8	195400	155300	6.44	6.44	0	0.00
(c)	Any other (specify)							
I	CLEARING MEMBER	1	1500	1500	0.05	0.05	0	0
II	NON RESIDENTS INDIANS	38	112600	5000	3.71	3.71	0	0.00
III	GDRs/ADRs/ADSs	0	0	0	0.0000	0.0000	0	0
	<b>Sub-Total (B)(2)</b>	<b>3903</b>	<b>1381482</b>	<b>636282</b>	<b>45.52</b>	<b>45.52</b>	<b>0</b>	<b>0.00</b>
<b>(B)</b>	<b>Total Public Shareholding (B)= (B)(1)+(B)(2)</b>	<b>3903</b>	<b>1381482</b>	<b>636282</b>	<b>45.52</b>	<b>45.52</b>	<b>0</b>	<b>0</b>
<b>(C)</b>	Shares held by Custodians and against which Depository Receipts have been issued	<b>0</b>	<b>0</b>	<b>0</b>	<b>0.0000</b>	<b>0.0000</b>	<b>0</b>	<b>0.00</b>
	<b>TOTAL OF A+B</b>	<b>3911</b>	<b>3034800</b>	<b>2288600</b>	<b>100.00</b>	<b>100.00</b>	<b>0</b>	<b>0.00</b>
	<b>GRAND TOTAL (A)+(B)+(C)</b>	<b>3911</b>	<b>3034800</b>	<b>2288600</b>	<b>100.00</b>	<b>100.00</b>	<b>0</b>	<b>0.00</b>


For Gratex Industries Limited

  
Karan Sharma  
Managing Director

(I)(b) **Statement showing Shareholding of persons belonging to the category “Promoter and Promoter Group”**

Sr. No. (I)	Name of the shareholder (II)	Total Shares held		Shares pledged or otherwise encumbered		
		Number (III)	As a percentage of total number of shares {i.e., Grand Total (A)+(B)+(C) (IV)}	Number (V)	As a percentage (VI)=(V)/(III)*100	As a percentage of total number of shares {i.e., Grand Total (A)+(B)+(C) of sub-clause (I)(a) (VII)}
1	BALDEVKRISHAN SHARMA	1191618	39.27	0	0.00	0.00
2	KARAN SHARMA	27500	0.91	0	0.00	0.00
3	KARAN SHARMA	100	0.00	0	0.00	0.00
4	KRISHNA PRAKASH BHARDWAJ	5300	0.18	0	0.00	0.00
5	MONA PRATAP MENON	500	0.02	0	0.00	0.00
6	MONA PRATAP MENON	137200	4.52	0	0.00	0.00
7	PRATAP RAMANKUTTY MENON	1000	0.03	0	0.00	0.00
8	PROMILA SHARMA	290100	9.56	0	0.00	0.00
	<b>TOTAL</b>	<b>1653318</b>	<b>54.49</b>	<b>0</b>	<b>0.00</b>	<b>0.00</b>

For Gratex Industries Limited

  
Karan Sharma  
Managing Director

[

(I) (c) (i) Statement showing Shareholding of persons belonging to the category “Public” and holding more than 1% of the total number of shares

Sr.No.	Name of the Shareholder	Number of Shares	Shares as a percentage of total number of shares {i.e., Grand Total (A)+(B)+(C) indicated in Statement at para (1)(a) above }
1	KUNDANLAL WASAN	40100	1.32
2	PUSHPA SEDHMAL GUPTA	45700	1.51
3	SIGNORA FINANCE PRIVATE LIMITED	45000	1.48
4	SUREKHA MAHENDRA KHETANI	50000	1.65
	<b>TOTAL</b>	<b>180800</b>	<b>5.96</b>


For Gratex Industries Limited

  
**Karan Sharma**  
**Managing Director**

(I)(c)(ii) Statement showing holding of securities (including shares, warrants, convertible securities) of persons (together with PAC) belonging to the category "Public" and holding more than 5% of the total number of shares of the company.


Sr. No.	Name(s) of the shareholder(s) and the Persons Acting in Concert (PAC) with them	Number of shares	Shares as a percentage of total number of shares {i.e., Grand Total (A)+(B)+(C) indicated in Statement at para (I)(a) above}	Details of warrants		Details of convertible securities		Total shares (including underlying shares assuming full Conversion of warrants and convertible securities) as a % of diluted share capital
				Number of warrants	As a % Total Number of warrants of the same Class	Number of convertible securities held	% w.r.t Total Number of convertible securities of the same Class	
1		0	0.00	0	0.00	0	0.00	0.00
	<b>TOTAL</b>	<b>0</b>	<b>0.00</b>	<b>0</b>	<b>0.00</b>	<b>0</b>	<b>0.00</b>	<b>0.00</b>

For Gratex Industries Limited

  
**Karan Sharma**  
 Managing Director

<b>(I)(d) Statement showing details of locked-in shares</b>				
<b>Sr. No.</b>	<b>Name of the shareholder</b>	<b>Number of locked-in shares</b>	<b>Locked-in shares as a percentage of total number of shares {i.e., Grand Total (A)+(B)+(C) indicated in Statement at para (I)(a) above}</b>	
<b>1</b>		0	0.00	
	<b>TOTAL</b>	0	0.00	
	<b>NOT APPLICABLE</b>			


**For Gratex Industries Limited**

  
**Karan Sharma**  
**Managing Director**

(II)(a) Statement showing details of Depository Receipts (DRs)

Sr. No.	Type of outstanding DR (ADRs, GDRs, SDRs, etc.)	Number of outstanding DRs	Number of shares underlying outstanding DRs	Shares underlying outstanding DRs as a percentage of total number of shares {i.e., Grand Total (A)+(B)+(C) indicated in Statement at para (I)(a) above}
1	NIL	0	0	0.00
2		0	0	0.00
3		0	0	0.00
4		0	0	0.00
5		0	0	0.00
6		0	0	0.00
7		0	0	0.00
8		0	0	0.00
9		0	0	0.00
<b>TOTAL</b>		<b>0</b>	<b>0</b>	<b>0.00</b>

For Gratex Industries Limited


  
Karan Sharma  
Managing Director



(II)(b) Statement showing holding of Depository Receipts (DRs), where underlying shares held by "promoter/promoter group" are in excess of 1% of the total number of shares

Sr. No.	Name of the DR Holder	Type of outstanding DR (ADRs, GDRs, SDRs, etc.)	Number of shares underlying outstanding DRs	Shares underlying outstanding DRs as a percentage of total number of shares {i.e., Grand Total (A)+(B)+(C) indicated in Statement at para (I)(a) above}
1	NIL		0	0.00
2			0	0.00
3			0	0.00
4			0	0.00
5			0	0.00
6			0	0.00
7			0	0.00
8			0	0.00
9			0	0.00
TOTAL			0	0.00

For Gratex Industries Limited

  
 Karan Sharma  
 Managing Director