

etc.

GRATEX INDUSTRIES LIMITED

High-end & Superior Quality PVC - Wallpapers, Floorings, Furnishings, Furniture, Accessories & Allied Products

CIN NO - L21993MH1984PLC03224R

Marshalls Plaza & Stores

A 73 MIDC, Kopar Khairane, Thane Belapur Road,
Navi Mumbai - 400 703, Tel: 4070 2323 Fax 4070 2363

Corporate Office

108, Kakad Udyog Bhavan, L. J. Road, Mahim, Mumbai - 400 016
Tel: 4070 2121 Fax: 40702161
Website: www.gratex.in E-mail: info@gratex.in

Reply to this letter may please be addressed at ■ Marshalls Plaza. ■ Corporate Office

Date : 19.07.2014

To,
Bombay Stock Exchange Limited,
25th Floor, P. J. Towers,
Dalal Street, Mumbai – 400 001


Sub : Submission of Shareholding Pattern as per Clause 35 for the quarter ended on 30th June, 2014.


Dear Sir,

Please find enclosed the Shareholding Pattern as per Clause 35 for the quarter ended on 30th June, 2014 of Gratex Industries Limited.

Thanking you,

For Gratex Industries Limited


Karan B. Sharma
Managing Director



Introductory sub-table (I)(a)

Name of the Company: GRATEX INDUSTRIES LIMITED
Scrip Code, Name of the scrip, class of security: 526751, GRATEX1, Equity
Quarter ended: 30/06/2014


Partly paid-up shares:-	No. of partly paid-up shares	As a % of total no. of partly paid-up shares	As a % of total no. of shares of the company
Held by promoter/promoter group	NIL	NIL	NIL
Held by public	NIL	NIL	NIL
Total - D	NIL	NIL	NIL

Outstanding convertible securities:-	No. of outstanding securities	As a % of total no. of outstanding convertible securities	As a % of total no. of shares of the company, assuming full conversion of the convertible securities
Held by promoter/promoter group	NIL	NIL	NIL
Held by public	NIL	NIL	NIL
Total - E	NIL	NIL	NIL

Warrants:-	No. of warrants	As a % of total no. of warrants	As a % of total no. of shares of the company, assuming full conversion of warrants
Held by promoter/promoter group	NIL	NIL	NIL
Held by public	NIL	NIL	NIL
Total - F	NIL	NIL	NIL

Total paid-up capital of the company, assuming full conversion of warrants and convertible securities	3034800		
--	----------------	--	--

For GrateX Industries Limited



Karan B. Sharma
Managing Director

Statement Showing Shareholding Pattern								
Company Name: GRATEX INDUSTRIES LTD			Table (I)(a)					
Category code	Category of Shareholder	Number of Shareholders	Total number of shares	Number of shares held in dematerialized form	Total shareholding as a percentage of total number of shares		Shares Pledged or otherwise encumbered	
					As a percentage of (A+B)1	As a percentage of (A+B+C)	Number of shares	As a percentage
(I)	(II)	(III)	(IV)	(V)	(VI)	(VII)	(VIII)	(IX) = (VIII)/(IV)*100
(A)	Shareholding of Promoter and Promoter Group2							
	1 Indian							
(a)	Individuals/ HUF	0	0	0	0.00	0.00	0	0.00
(b)	Central Govt./ State Govt.(s)	0	0	0	0.00	0.00	0	0.00
(c)	Bodies Corporate	0	0	0	0.00	0.00	0	0.00
(d)	Financial Institutions/ Banks	0	0	0	0.00	0.00	0	0.00
(e)	Any Others(Specify)							
(e-i)	Directors Relatives	0	0	0	0.00	0.00	0	0.00
(e-ii)	Directors	8	1709505	1708505	56.33	56.33	0	0.00
	Sub Total(A)(1)	8	1709505	1708505	56.33	56.33	0	0.00
	2 Foreign							
a	Individuals (NRI/Foreign Individuals)	0	0	0	0.00	0.00	0	0.00
b	Bodies Corporate	0	0	0	0.00	0.00	0	0.00
c	Institutions	0	0	0	0.00	0.00	0	0.00
d	Qualified Foreign Investor	0	0	0	0.00	0.00	0	0.00
e	Any Others(Specify)	0	0	0	0.00	0.00	0	0.00
	Sub Total(A)(2)	0	0	0	0.00	0.00	0	0.00
	Total Shareholding of Promoter and Promoter Group (A) = (A)(1)+(A)(2)	8	1709505	1708505	56.33	56.33	0	0.00

(B) Public shareholding								
1 Institutions								
(a)	Mutual Funds/ UTI	0	0	0	0.00	0.00	0	0.00
(b)	Financial Institutions / Banks	0	0	0	0.00	0.00	0	0.00
(c)	Central Government/ State Government	0	0	0	0.00	0.00	0	0.00
(d)	Venture Capital Funds	0	0	0	0.00	0.00	0	0.00
(e)	Insurance Companies	0	0	0	0.00	0.00	0	0.00
(f)	Foreign Institutional Investors	0	0	0	0.00	0.00	0	0.00
(g)	Foreign Venture Capital Investors	0	0	0	0.00	0.00	0	0.00
(h)	Qualified Foreign Investor	0	0	0	0.00	0.00	0	0.00
(i)	Any Other (specify)	0	0	0	0.00	0.00	0	0.00
Sub-Total (B)(1)		0	0	0	0.00	0.00	0	0.00
B 2 Non-institutions								
(a)	Bodies Corporate	27	75120	57220	2.48	2.48	0	0.00
(b)	Individuals							
I	Ind-Hold nominal shr capital upto Rs.1L	3740	947175	373775	31.21	31.21	0	0.00
II	Ind-Hold nominal shr capital in excess of Rs.1L	8	195400	155300	6.44	6.44	0	0.00
(c)	Qualified Foreign Investor	0	0	0	0.00	0.00	0	0.00
(d)	Any Other (specify)							
(d-i)	Others	0	0	0	0.00	0.00	0	0.00
(d-ii)	Clearing member	0	0	0	0.00	0.00	0	0.00
(d-iii)	NRIs	37	107600	0	3.55	3.55	0	0.00
(d-iv)	NRI Corp Bodies	0	0	0	0.00	0.00	0	0.00
(d-v)	Foreign Corp Bodies (Including FDI)	0	0	0	0.00	0.00	0	0.00
(d-vi)	Customers	0	0	0	0.00	0.00	0	0.00
(d-vii)	Suppliers	0	0	0	0.00	0.00	0	0.00
(d-viii)	Foreign Nationals	0	0	0	0.00	0.00	0	0.00
(d-ix)	Trusts	0	0	0	0.00	0.00	0	0.00
(d-x)	Foreign (Promoters)	0	0	0	0.00	0.00	0	0.00
(d-xi)	Directors	0	0	0	0.00	0.00	0	0.00
(d-xii)	Directors Relatives	0	0	0	0.00	0.00	0	0.00
(d-xiii)	Foreign Individuals (Including FDI)	0	0	0	0.00	0.00	0	0.00
Sub-Total (B)(2)		3812	1325295	586295	43.67	43.67	0	0.00

(B)	Total Public Shareholding (B) = (B)(1)+(B)(2)	3812	1325295	586295	43.67	43.67	0	0.00
	TOTAL (A)+(B)	3820	3034800	2294800	100.00	100.00	0	0.00
(C)	Shares held by Custodians and against which Depository Receipts have been issued							
	1 Promoter and Promoter Group	0	0	0	0.00	0.00	0	0.00
	2 Public -	0	0	0	0.00	0.00	0	0.00
	Sub-Total (C)	0	0	0	0.00	0.00	0	0.00
	GRAND TOTAL (A)+(B)+(C)	3820	3034800	2294800	100.00	100.00	0	0.00

For Gratex Industries Limited



Karan B. Sharma
Managing Director

(I)(b) Statement showing holding of securities (including shares, warrants, convertible securities) of persons belonging to the category "Promoter and Promoter Group"

Sr. No.	Name of the shareholder	Details of Shares held		Encumbered shares (*)			Details of warrants		Details of convertible securities		Total shares (including underlying shares assuming full conversion of warrants and convertible securities) as a % of diluted share capital
		Number of shares held	As a % of grand total (A)+(B)+(C)	No.	As a percentage	As a % of grand total (A)+(B)+(C) of sub-clause (I)(a)	Number of warrants held	As a % Total Number of warrants of the same Class	Number of convertible securities held	As a % Total Number of convertible securities of the same Class	
(I)	(II)	(III)	(IV)	(V)	(VI)	(VII)	(VIII)	(IX)	(X)	(XI)	(XII)
1	BALDEV SHARMA	1247805	41.12	0	0.00	0.00	0	0.00	0	0.00	0.00
2	KARAN SHARMA	27500	0.91	0	0.00	0.00	0	0.00	0	0.00	0.00
3	KARAN SHARMA	100	0.00	0	0.00	0.00	0	0.00	0	0.00	0.00
4	KRISHNA PRAKASH BHARDWAJ	5300	0.18	0	0.00	0.00	0	0.00	0	0.00	0.00
5	MONA MENON	500	0.02	0	0.00	0.00	0	0.00	0	0.00	0.00
6	MONA PRATAP MENON	137200	4.52	0	0.00	0.00	0	0.00	0	0.00	0.00
7	PRATAP RAMANKUTTY MENON	1000	0.03	0	0.00	0.00	0	0.00	0	0.00	0.00
8	PROMILA SHARMA	290100	9.56	0	0.00	0.00	0	0.00	0	0.00	0.00
	TOTAL	1709505	56.33	0	0.00	0.00	0	0.00	0	0.00	0.00

(*) The term "encumbrance" has the same meaning as assigned to it in regulation 28(3) of the SAST Regulations, 2011


For Gratex Industries Limited


Karan B. Sharma
Managing Director

(I)(c) Statement showing holding of securities (including shares, warrants, convertible securities) of persons belonging to the category "Public" and holding more than 1% of the total number of shares.

Sr. No.	Name of the shareholder	Number of shares held	Shares as a percentage of total number of shares {i.e., Grand Total (A)+(B)+(C) indicated in Statement at para (I)(a) above}	Details of warrants		Details of convertible securities		Total shares (including underlying shares assuming full Conversion of warrants and convertible securities) as a % of diluted share capital
				Number of warrants held	As a % Total Number of warrants of the same Class	Number of convertible securities held	% W.r.t Total Number of convertible securities of the same Class	
1	KUNDANLAL WASAN	40100	1.32	0	0.00	0.00	0	0.00
2	PUSHPA SEDHMAL GUPTA	45700	1.51	0	0.00	0.00	0	0.00
3	SIGNORA FINANCE PRIVATE LIMITED	45000	1.48	0	0.00	0.00	0	0.00
4	SUREKHA MAHENDRA KHETANI	50000	1.65	0	0.00	0.00	0	0.00
	TOTAL	180800	5.96	0	0.00	0.00	0	0.00


For Gratex Industries Limited


Karan B. Sharma
Managing Director

(I)(c)(ii) Statement showing holding of securities (including shares, warrants, convertible securities) of persons (together with PAC) belonging to the category "Public" and holding more than 5% of the total number of shares of the company

Sr. No.	Name(s) of the shareholder(s) and the Persons Acting in Concert (PAC) with them	Number of shares	Shares as a percentage of total number of shares {i.e., Grand Total (A)+(B)+(C) indicated in Statement at para (I)(a) above}	Details of warrants		Details of convertible securities		Total shares (including underlying shares assuming full Conversion of warrants and convertible securities) as a % of diluted share capital
				Number of warrants	As a % Total Number of warrants of the same Class	Number of convertible securities held	% w.r.t Total Number of convertible securities of the same Class	
1		0	0.00	0	0.00	0	0.00	0.00
	TOTAL	0	0.00	0	0.00	0	0.00	0.00


For Gratex Industries Limited


Karan B. Sharma
Managing Director

(I)(d) Statement showing details of locked-in shares

Sr. No.	Name of the shareholder	Number of locked-in shares	Locked-in shares as a percentage of total number of shares {i.e., Grand Total (A)+(B)+(C) indicated in Statement at para (I)(a) above}	Promoter / Promoter Group / Public
1		0	0.00	
	TOTAL	0	0.00	


For Gratex Industries Limited


Karan B. Sharma
Managing Director

(II)(a) Statement showing details of Depository Receipts (DRs)

Sr. No.	Type of outstanding DR (ADRs, GDRs, SDRs, etc.)	Number of outstanding DRs	Number of shares underlying outstanding DRs	Shares underlying outstanding DRs as a percentage of total number of shares {i.e., Grand Total (A)+(B)+(C) indicated in Statement at para (I)(a) above}
1		0	0	0
	TOTAL	0	0	0

For Gratex Industries Limited




Karan B. Sharma
Managing Director

(II)(b) Statement showing holding of Depository Receipts (DRs), where underlying shares held by 'promoter/promoter group' are in excess of 1% of the total number of shares.

Sr. No.	Name of the DR Holder	Type of outstanding DR (ADRs, GDRs, SDRs, etc.)	Number of shares underlying outstanding DRs	Shares underlying outstanding DRs as a percentage of total number of shares {i.e., Grand Total (A)+(B)+(C) indicated in Statement at para (I)(a) above}
1		0	0	0
	TOTAL	0	0	0

For Gratex Industries Limited


Karan B. Sharma
Managing Director