

## Introductory sub-table (I)(a)


<b>Name of the Company: GRATEX INDUSTRIES LIMITED</b>
<b>Scrip Code, Name of the scrip, class of security: 526751, GRATEXI, Equity</b>
<b>Quarter ended: 31/03/2014</b>

<b>Partly paid-up shares:-</b>	<b>No. of partly paid-up shares</b>	<b>As a % of total no. of partly paid-up shares</b>	<b>As a % of total no. of shares of the company</b>
Held by promoter/promoter group	NIL	NIL	NIL
Held by public	NIL	NIL	NIL
<b>Total - D</b>	<b>NIL</b>	<b>NIL</b>	<b>NIL</b>

<b>Outstanding convertible securities:-</b>	<b>No. of outstanding securities</b>	<b>As a % of total no. of outstanding convertible securities</b>	<b>As a % of total no. of shares of the company, assuming full conversion of the convertible securities</b>
Held by promoter/promoter group	NIL	NIL	NIL
Held by public	NIL	NIL	NIL
<b>Total - E</b>	<b>NIL</b>	<b>NIL</b>	<b>NIL</b>

<b>Warrants:-</b>	<b>No. of warrants</b>	<b>As a % of total no. of warrants</b>	<b>As a % of total no. of shares of the company, assuming full conversion of warrants</b>
Held by promoter/promoter group	NIL	NIL	NIL
Held by public	NIL	NIL	NIL
<b>Total - F</b>	<b>NIL</b>	<b>NIL</b>	<b>NIL</b>
<b>Total paid-up capital of the company, assuming full conversion of warrants and convertible securities</b>	<b>3034800</b>		

For Gratex Industries Limited



**Karan B. Sharma**  
Managing Director

Statement Showing Shareholding Pattern								
Company Name: GRATEX INDUSTRIES LTD			Table (I) (a)					
Category code	Category of Shareholder	Number of Shareholders	Total number of shares	Number of shares held in dematerialized form	Total shareholding as a percentage of total number of shares		Shares Pledged or otherwise encumbered	
					As a percentage of (A+B) 1	As a percentage of (A+B+C)	Number of shares	As a percentage
(I)	(II)	(III)	(IV)	(V)	(VI)	(VII)	(VIII)	(IX) = (VIII)/(IV)*100
<b>(A)</b>	<b>Shareholding of Promoter and Promoter Group<sup>2</sup></b>							
	<b>1 Indian</b>							
(a)	Individuals/ HUF	0	0	0	0.00	0.00	0	0.00
(b)	Central Govt./ State Govt.(s)	0	0	0	0.00	0.00	0	0.00
(c)	Bodies Corporate	0	0	0	0.00	0.00	0	0.00
(d)	Financial Institutions/ Banks	0	0	0	0.00	0.00	0	0.00
(e)	Any Others(Specify)							
(e-i)	Directors Relatives	0	0	0	0.00	0.00	0	0.00
(e-ii)	Directors	8	1681742	1680742	55.42	55.42	0	0.00
	<b>Sub Total(A) (1)</b>	<b>8</b>	<b>1681742</b>	<b>1680742</b>	<b>55.42</b>	<b>55.42</b>	<b>0</b>	<b>0.00</b>
	<b>2 Foreign</b>							
a	Individuals (NRI/Foreign Individuals)	0	0	0	0.00	0.00	0	0.00
b	Bodies Corporate	0	0	0	0.00	0.00	0	0.00
c	Institutions	0	0	0	0.00	0.00	0	0.00
d	Qualified Foreign Investor	0	0	0	0.00	0.00	0	0.00
e	Any Others(Specify)	0	0	0	0.00	0.00	0	0.00
	<b>Sub Total(A) (2)</b>	<b>0</b>	<b>0</b>	<b>0</b>	<b>0.00</b>	<b>0.00</b>	<b>0</b>	<b>0.00</b>
	<b>Total Shareholding of Promoter and Promoter Group (A) = (A)(1) + (A) (2)</b>	<b>8</b>	<b>1681742</b>	<b>1680742</b>	<b>55.42</b>	<b>55.42</b>	<b>0</b>	<b>0.00</b>
<b>(B)</b>	<b>Public shareholding</b>							
	<b>1 Institutions</b>							
(a)	Mutual Funds/ UTI	0	0	0	0.00	0.00	0	0.00
(b)	Financial Institutions / Banks	0	0	0	0.00	0.00	0	0.00
(c)	Central Government/ State Government	0	0	0	0.00	0.00	0	0.00
(d)	Venture Capital Funds	0	0	0	0.00	0.00	0	0.00
(e)	Insurance Companies	0	0	0	0.00	0.00	0	0.00
(f)	Foreign Institutional Investors	0	0	0	0.00	0.00	0	0.00
(g)	Foreign Venture Capital Investors	0	0	0	0.00	0.00	0	0.00
(h)	Qualified Foreign Investor	0	0	0	0.00	0.00	0	0.00
(i)	Any Other (specify)	0	0	0	0.00	0.00	0	0.00
	<b>Sub-Total (B) (1)</b>	<b>0</b>	<b>0</b>	<b>0</b>	<b>0.00</b>	<b>0.00</b>	<b>0</b>	<b>0.00</b>
	<b>B 2 Non-institutions</b>							
(a)	Bodies Corporate	27	75368	57468	2.48	2.48	0	0.00
(b)	Individuals							
I	Ind-Hold nominal shr capital upto Rs. 1L	3782	973690	398190	32.08	32.08	0	0.00
II	Ind-Hold nominal shr capital in excess of Rs. 1L	8	195400	155300	6.44	6.44	0	0.00
(c)	Qualified Foreign Investor	0	0	0	0.00	0.00	0	0.00
(d)	Any Other (specify)							
(d-i)	Others	0	0	0	0.00	0.00	0	0.00
(d-ii)	Clearing member	0	0	0	0.00	0.00	0	0.00
(d-iii)	NRI's	38	108600	1000	3.58	3.58	0	0.00
(d-iv)	NRI Corp Bodies	0	0	0	0.00	0.00	0	0.00
(d-v)	Foreign Corp Bodies (Including FDI)	0	0	0	0.00	0.00	0	0.00
(d-vi)	Customers	0	0	0	0.00	0.00	0	0.00
(d-vii)	Suppliers	0	0	0	0.00	0.00	0	0.00
(d-viii)	Foreign Nationals	0	0	0	0.00	0.00	0	0.00
(d-ix)	Trusts	0	0	0	0.00	0.00	0	0.00
(d-x)	Foreign (Promoters)	0	0	0	0.00	0.00	0	0.00
(d-xi)	Directors	0	0	0	0.00	0.00	0	0.00
(d-xii)	Directors Relatives	0	0	0	0.00	0.00	0	0.00
(d-xiii)	Foreign Individuals (Including FDI)	0	0	0	0.00	0.00	0	0.00
	<b>Sub-Total (B) (2)</b>	<b>3855</b>	<b>1353058</b>	<b>611958</b>	<b>44.58</b>	<b>44.58</b>	<b>0</b>	<b>0.00</b>
<b>(B)</b>	<b>Total Public Shareholding (B) = (B)(1) + (B) (2)</b>	<b>3855</b>	<b>1353058</b>	<b>611958</b>	<b>44.58</b>	<b>44.58</b>	<b>0</b>	<b>0.00</b>
	<b>TOTAL (A) + (B)</b>	<b>3863</b>	<b>3034800</b>	<b>2292700</b>	<b>100.00</b>	<b>100.00</b>	<b>0</b>	<b>0.00</b>
<b>(C)</b>	<b>Shares held by Custodians and against which Depository Receipts have been issued</b>							
	<b>1 Promoter and Promoter Group</b>	<b>0</b>	<b>0</b>	<b>0</b>	<b>0.00</b>	<b>0.00</b>	<b>0</b>	<b>0.00</b>
	<b>2 Public -</b>	<b>0</b>	<b>0</b>	<b>0</b>	<b>0.00</b>	<b>0.00</b>	<b>0</b>	<b>0.00</b>
	<b>Sub-Total (C)</b>	<b>0</b>	<b>0</b>	<b>0</b>	<b>0.00</b>	<b>0.00</b>	<b>0</b>	<b>0.00</b>
	<b>GRAND TOTAL (A) + (B) + (C)</b>	<b>3863</b>	<b>3034800</b>	<b>2292700</b>	<b>100.00</b>	<b>100.00</b>	<b>0</b>	<b>0.00</b>

For Gratex Industries Limited

Karan B. Sharma  
Managing Director

(1)(b) Statement showing holding of securities (including shares, warrants, convertible securities) of persons belonging to the category "Promoter and Promoter Group"

Sr. No.	Name of the shareholder	Details of Shares held		Encumbered shares (*)			Details of warrants		Details of convertible securities		Total shares (including underlying shares assuming full conversion of warrants and convertible securities) as a % of diluted share capital
		Number of shares held	As a % of grand total (A) + (B) + (C)	No.	As a percentage	As a % of grand total (A) + (B) + (C) of sub-clause (I)(a)	Number of warrants held	As a % Total Number of warrants of the same Class	Number of convertible securities held	As a % Total Number of convertible securities of the same Class	
(I)	(II)	(III)	(IV)	(V)	(VI)	(VII)	(VIII)	(IX)	(X)	(XI)	(XII)
1	BALDEV SHARMA	1220042	40.20	0	0.00	0.00	0	0.00	0	0.00	0.00
2	KARAN SHARMA	27500	0.91	0	0.00	0.00	0	0.00	0	0.00	0.00
3	KARAN SHARMA	100	0.00	0	0.00	0.00	0	0.00	0	0.00	0.00
4	KRISHNA PRAKASH BHARDWAJ	5300	0.18	0	0.00	0.00	0	0.00	0	0.00	0.00
5	MONA MENON	500	0.02	0	0.00	0.00	0	0.00	0	0.00	0.00
6	MONA PRATAP MENON	137200	4.52	0	0.00	0.00	0	0.00	0	0.00	0.00
7	PRATAP RAMANKUTTY MENON	1000	0.03	0	0.00	0.00	0	0.00	0	0.00	0.00
8	PROMILA SHARMA	290100	9.56	0	0.00	0.00	0	0.00	0	0.00	0.00
	<b>TOTAL</b>	<b>1681742</b>	<b>55.42</b>	<b>0</b>	<b>0.00</b>	<b>0.00</b>	<b>0</b>	<b>0.00</b>	<b>0</b>	<b>0.00</b>	<b>0.00</b>

(\*) The term "encumbrance" has the same meaning as assigned to it in regulation 28(3) of the SAST Regulations, 2011

**For Gratex Industries Limited**

**Karan B. Sharma**  
**Managing Director**

(1)(c) Statement showing holding of securities (including shares, warrants, convertible securities) of persons belonging to the category "Public" and holding more than 1% of the total number of shares

Sr. No.	Name of the shareholder	Number of shares held	Shares as a percentage of total number of shares {i.e., Grand Total (A) + (B) + (C) indicated in Statement at para (1)(a) above}	Details of warrants		Details of		Total shares (including underlying shares assuming full Conversion of warrants and convertible securities) as a % of diluted share capital
				Number of warrants held	As a % Total Number of warrants of the same Class	Number of convertible securities held	As a % Total Number of convertible securities of the same Class	
1	KUNDANLAL WASAN	40100	1.32	0	0.00	0.00	0	0.00
2	PUSHPA SEDHMAL GUPTA	45700	1.51	0	0.00	0.00	0	0.00
3	SIGNORA FINANCE PRIVATE LIMITED	45000	1.48	0	0.00	0.00	0	0.00
4	SUREKHA MAHENDRA KHETANI	50000	1.65	0	0.00	0.00	0	0.00
	<b>TOTAL</b>	<b>180800</b>	<b>5.96</b>	<b>0</b>	<b>0.00</b>	<b>0.00</b>	<b>0</b>	<b>0.00</b>


**For Gratex Industries Limited**

  
**Karan B. Sharma**  
**Managing Director**

(I)(c)(ii) Statement showing holding of securities (including shares, warrants, convertible securities) of persons (together with PAC) belonging to the category "Public" and holding more than 5% of the total number of shares of the company

Sr. No.	Name(s) of the shareholder(s) and the Persons Acting in Concert (PAC) with them	Number of shares	Shares as a percentage of total number of shares {i.e., Grand Total (A) + (B) + (C) indicated in Statement at	Details of warrants		Details of		Total shares (including underlying shares assuming full Conversion of warrants and convertible securities) as a %
				Number of warrants	As a % Total Number of warrants of the same Class	Number of convertible securities held	% w.r.t Total Number of convertible securities of the same Class	
1		0	0.00	0	0.00	0	0.00	0.00
	<b>TOTAL</b>	<b>0</b>	<b>0.00</b>	<b>0</b>	<b>0.00</b>	<b>0</b>	<b>0.00</b>	<b>0.00</b>


For Gratex Industries Limited

  
**Karan B. Sharma**  
**Managing Director**

(1)(d) Statement showing details of locked-in shares

Sr. No.	Name of the shareholder	Number of locked-in shares	Locked-in shares as a percentage of total number of shares (i.e., Grand Total (A) + (B) + (C) indicated in Statement at para (1)(a) above)	Promoter / Promoter Group / Public
1		0	0.00	
	<b>TOTAL</b>	<b>0</b>	<b>0.00</b>	

For **Gratex Industries Limited**

  
**Karan B. Sharma**  
Managing Director

(1)(a) Statement showing details of Depository Receipts (DRs)

Sr. No.	Type of outstanding DR (ADRs, GDRs, SDRs, etc.)	Number of outstanding DRs	Number of shares underlying outstanding DRs	Shares underlying outstanding DRs as a percentage of total number of shares (i.e., Grand Total (A) + (B) + (C) indicated in Statement at para (1)(a) above)
1		0	0	0
	<b>TOTAL</b>	<b>0</b>	<b>0</b>	<b>0</b>


For **Gratex Industries Limited**

  
**Karan B. Sharma**  
Managing Director

(11)(b) Statement showing holding of Depository Receipts (DRs), where underlying shares held by 'promoter/promoter group' are in excess of 1% of the total number of shares

Sr. No.	Name of the DR Holder	Type of outstanding DR (ADRs, GDRs, SDRs, etc.)	Number of shares underlying outstanding DRs	Shares underlying outstanding DRs as a percentage of total number of shares (i.e., Grand Total (A) + (B) + (C) indicated in Statement at para (1)(a) above)
1		0	0	0
	TOTAL	0	0	0

For Gratex Industries Limited

  
Karan B. Sharma  
Managing Director